

Comparative Rental Analysis



first
national
REAL ESTATE

| David Haggarty



66 DENTON PARK DRIVE RUTHERFORD NSW 2320

Prepared on 20th June 2022



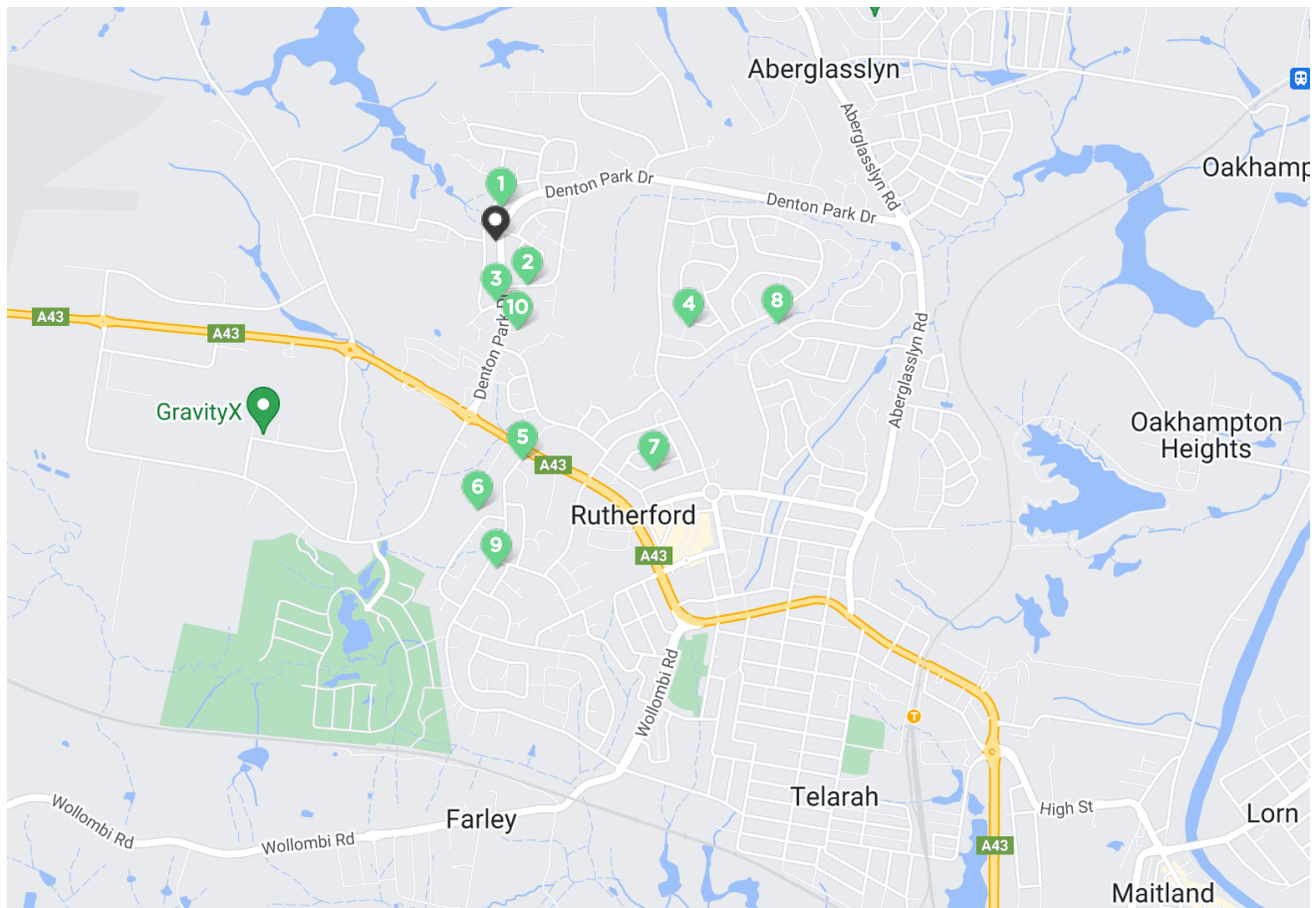
Jade Tweedie
First National - David Haggarty

454 High St
MAITLAND NSW 2320

w: 49335544
jade@davidhaggarty.com.au



Comps Map: Rentals



1	80 DENTON PARK DRIVE RUTHERFORD	3	1	2	\$490
	NSW 2320				
2	9 ADAM AVENUE RUTHERFORD NSW 2320	3	1	2	\$500
3	38 DENTON PARK DRIVE RUTHERFORD	3	1	1	\$450
	NSW 2320				
4	9 CORREA CLOSE ABERGLASSLYN NSW	3	2	2	\$500
	2320				
5	4 ALVIRA CLOSE RUTHERFORD NSW 2320	3	1	2	\$500
6	11 MARLBOROUGH STREET RUTHERFORD	3	1	1	\$500
	NSW 2320				
7	8 COMPTON STREET RUTHERFORD NSW	3	1	1	\$500
	2320				
8	92 AVERY STREET RUTHERFORD NSW 2320	3	2	2	\$480
9	12 BELMAR STREET RUTHERFORD NSW	3	1	2	\$500
	2320				
10	7 REBECCA CLOSE RUTHERFORD NSW 2320	3	1	2	\$495



Heights






Map data ©2022 Google

* This data point was edited by the author of this CMA and has not been verified by CoreLogic

Comparable Rentals






1 80 DENTON PARK DRIVE RUTHERFORD NSW 2320



 3  1  2  683m²  -
 Year Built 1998 DOM 22 days
 Listing Date 14-Apr-22 Distance 0.15km
 Listing Price \$490 pw






2 9 ADAM AVENUE RUTHERFORD NSW 2320



 3  1  2  750m²  112m²
 Year Built 1997 DOM 22 days
 Listing Date 22-Dec-21 Distance 0.28km
 Listing Price \$500 pw






3 38 DENTON PARK DRIVE RUTHERFORD NSW 2320



 3  1  1  488m²  122m²
 Year Built 1996 DOM 8 days
 Listing Date 06-May-22 Distance 0.31km
 Listing Price \$450 - \$510 Per Week






4 9 CORREA CLOSE ABERGLASSLYN NSW 2320



 3  2  2  729m²  126m²
 Year Built 1990 DOM 4 days
 Listing Date 16-Jun-22 Distance 1.03km
 Listing Price \$500 pw

5 4 ALVIRA CLOSE RUTHERFORD NSW 2320








 3  1  2  557m²  144m²
 Year Built 1960 DOM 15 days
 Listing Date 09-Mar-22 Distance 1.08km
 Listing Price \$500.00 Per Week

DOM = Days on market * This data point was edited by the author of this CMA and has not been verified by CoreLogic

Comparable Rentals






6 11 MARLBOROUGH STREET RUTHERFORD NSW 2320



 3  1  1  553m²  98m²
 Year Built 1980 DOM 9 days
 Listing Date 25-Jan-22 Distance 1.32km
 Listing Price \$500 Per Week






7 8 COMPTON STREET RUTHERFORD NSW 2320



 3  1  1  582m²  119m²
 Year Built 1960 DOM 9 days
 Listing Date 28-Apr-22 Distance 1.37km
 Listing Price \$500






8 92 AVERY STREET RUTHERFORD NSW 2320



 3  2  2  802m²  158m²
 Year Built - DOM 27 days
 Listing Date 04-Mar-22 Distance 1.43km
 Listing Price \$480.00 Per Week






9 12 BELMAR STREET RUTHERFORD NSW 2320



 3  1  2  550m²  88m²
 Year Built 1985 DOM 5 days
 Listing Date 15-Jun-22 Distance 1.59km
 Listing Price \$500 weekly

10 7 REBECCA CLOSE RUTHERFORD NSW 2320



 3  1  2  748m²  110m²
 Year Built - DOM 49 days
 Listing Date 02-May-22 Distance 0.47km
 Listing Price \$495

DOM = Days on market * This data point was edited by the author of this CMA and has not been verified by CoreLogic



Appraisal Details

66 DENTON PARK DRIVE RUTHERFORD NSW 2320



Appraisal price range

\$480 - \$520 per week

Notes from your agent

Disclaimer

Contains property sales information provided under licence from the Land and Property Information (“LPI”). RP Data Pty Ltd trading as CoreLogic is authorised as a Property Sales Information provider by the LPI.

The Appraisal Amount contained in the report may have been manually provided by the Agent; or may be based on an automated valuation model estimate provided by CoreLogic ('AVM Estimated Value'). AVM Estimated Values are current at the date of the publication only. It is computer generated and is not a professional appraisal of the subject property and should not be relied upon in lieu of appropriate professional advice. The accuracy of the methodology used to develop the AVM Estimated Value, the existence of the subject property, and the accuracy of the AVM Estimated Value and all rule sets provided are estimates based on available data and are not guaranteed or warranted. CoreLogic excludes all liability for any loss or damage arising in connection with the Appraisal Amount and/or AVM Estimated Value.

Whilst all reasonable effort is made to ensure the information in this publication is current, CoreLogic does not warrant the accuracy or completeness of the data and information contained in this publication and to the full extent not prohibited by law excludes all for any loss or damage arising in connection with the data and information contained in this publication.